

Frameless Curved Single Glazed



MODEL
G5T
TRANSPARENT

GIBCA
OFFICE PARTITION SYSTEMS

Make your first impression count by designing a professional modern reception area. This product will help you create a welcome space that inspires visitor confidence and boosts team productivity. It's an ideal solution for combining functionality and aesthetic attribute of glass.

-  QUICK INSTALLATION
-  DURABLE
-  EASY TO CLEAN



DESIGN

Fully single glazed frameless CURVED partition.

Mullion free glass panel bonded to one another with crystal clear transparent joint.

Partition with extruded aluminum frames available in polyester powder coat, anodized and polished finish options.

Rubber foam seals are installed on floor, ceiling and wall profiles for better acoustic separation.

12.76mm thick laminated or 12mm tempered single glass with polished edges (centered).



FINISHES

Glass Panel

Glass panel finishes available in clear tempered, sand blasted design, back painted and laminated glass.



DOORS

Options available in solid, single glazed and double glazed.



TECHNICAL DETAILS

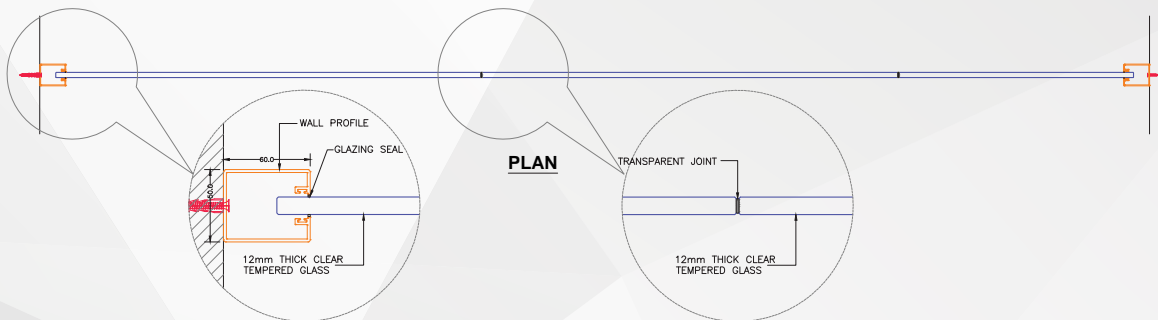
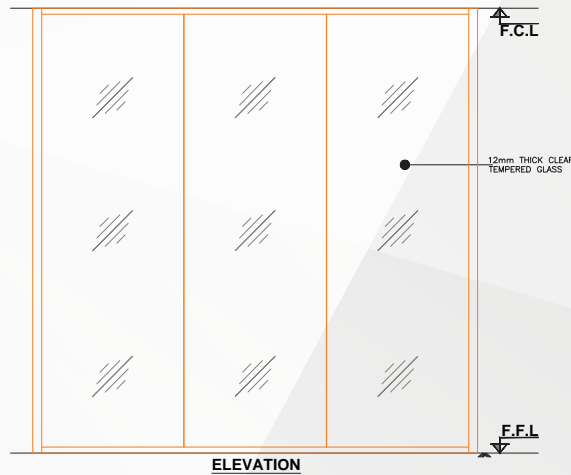
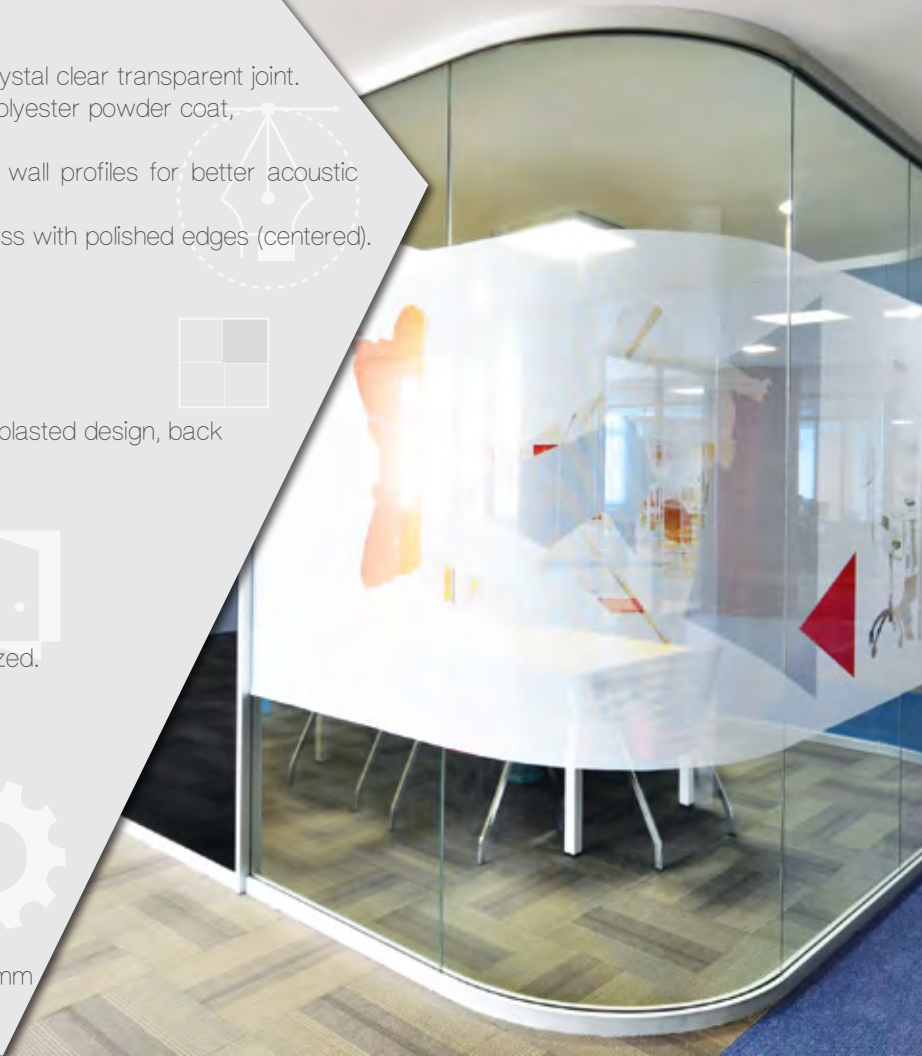
Standard modular panel width: 1100mm

Standard partition thickness: 50mm

Standard height: 3000mm

Joint width: 2mm to 6mm

Correction of uneven floor and ceiling levels up to ± 10 mm



GIBCA



جیبیکا

GIBCA LIMITED COMPANY (FZC) LLC

